



# INSTRUCTION

Sidelite Ellipsoid

Pendel



IP 40



~230 V / 50 Hz

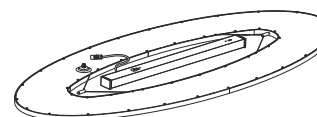
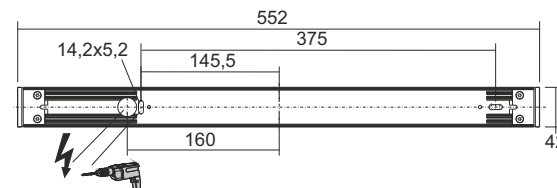
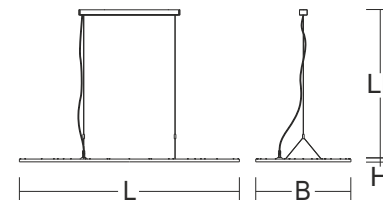


3 x 1,5 mm<sup>2</sup>

5 x 1,5 mm<sup>2</sup>(DALI)



1,5 mm<sup>2</sup> - 2,5 mm<sup>2</sup>



311577.000	L 1204, B 521, H 15, LP 1200	1xLED, 3000 K	74 W	6,89 Kg
311577.000.1	L 1204, B 521, H 15, LP 1200	1xLED, 4000 K	74 W	6,89 Kg
311577.000.76	L 1204, B 521, H 15, LP 1200	1xLED, 3000 K	74 W	6,89 Kg
311577.000.1.76	L 1204, B 521, H 15, LP 1200	1xLED, 4000 K	74 W	6,89 Kg

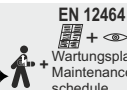


Die Leuchte darf nur mit ihren vollständigen Schutzabdeckungen betrieben werden.  
The luminaire must be used with its complete protective covers only.

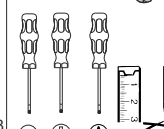
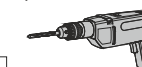
EN 12464



EN 12464



**RZB**  
**Rudolf Zimmermann,**  
**Bamberg GmbH**  
Rheinstraße 16  
D-96052 Bamberg  
Deutschland  
Telefon +49 951/79 09-0  
Telefax +49 951/79 09-198  
www.rzb.de  
info@rzb-leuchten.de



TX 15

